




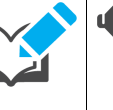





















Y5 iLanguages French Scheme of Work Overview






Symbols key:

Culture	Vocabulary	Listening	Speaking	Reading	Writing	Phonics	Grammar	Singing	Watching	Collaborative learning
										









Week	Learning Outcomes	KS2 Framework objectives	Skills
1: Classroom instructions and opinions	<p>Revise classroom instructions.</p> <p>Revise opinions.</p> <p>Learn how to pronounce the 'j' phoneme correctly.</p>	<p>O5.1 Prepare and practise a simple conversation, reusing familiar vocabulary and structures in new contexts.</p> <p>O5.2 Understand and express simple opinions.</p> <p>KAL Develop accuracy in pronunciation and intonation</p> <p>LLS Pronounce/ read aloud new words.</p>	
2: Sports and opinions	<p>Learn words for sports.</p> <p>Revise opinions.</p>	<p>O5.2 Understand and express simple opinions.</p> <p>L5.3 Write words, phrases and short sentences.</p> <p>KAL Develop accuracy in pronunciation and intonation.</p> <p>LLS Pronounce/ read aloud new words.</p> <p>LLS Use actions and rhymes to aid memorisation.</p>	
3: Sports, opinions and sports clothing	<p>Revise words for sports and opinions.</p> <p>Revise clothes and 'je porte' in the context of sports clothing.</p> <p>Learn the word 'pour' and use it in context.</p>	<p>O5.2 Understand and express simple opinions.</p> <p>L5.2 Make simple sentences.</p> <p>KAL Manipulate language by changing an element in a sentence.</p> <p>IU5.1 Look at further aspects of everyday lives from the perspective of someone from another country.</p> <p>LLS Practise new language with a friend.</p>	






			
4: Revise 'avoir'	Revise <i>j'ai</i> and learn <i>tu as, il a, elle a</i> and <i>nous avons</i> (parts of <i>avoir</i>). Revise how to pronounce the 'a' phoneme correctly.	O5.1 Practise a simple conversation, using familiar vocabulary in new contexts. L5.2 Make simple sentences. L5.3 Write words, phrases and short sentences, using a reference. KAL Manipulate language by changing an element in a sentence. LLS Apply grammatical knowledge to make sentences.	
5: Revise 'avoir' with negative/ adjectival agreement	Revise <i>j'ai</i> and learn <i>tu as, il a, elle a</i> and <i>nous avons</i> (parts of <i>avoir</i>) and use it with the negative. Enjoy a traditional story and revise how to pronounce the 'ai' phoneme correctly. Revise the adjectival agreement rule and apply it in writing.	O5.3 Listen attentively and understand more complex phrases and sentences. L5.1 Re-read frequently a variety of short texts. KAL Understand and use negatives. LLS Apply grammatical knowledge to make sentences.	
6: Emperor's new clothes. Masculine and feminine forms	Enjoy a traditional story and act it out. Learn how to find the correct adjective ending for masculine and feminine forms in a dictionary.	O5.3 Listen attentively and understand more complex phrases and sentences. L5.1 Re-read frequently a variety of short texts. KAL Recognise the typical conventions of word order in the foreign language. LLS Use a dictionary or a word list.	
7: Weather	Learn how to describe the weather. Be able to give a simple weather forecast.	L5.2 Make simple sentences and short texts. IU 5.2 Recognise similarities and differences between places (geographical features and places in different countries). KAL Recognise the typical conventions of word order in the foreign language. LLS Use actions and rhymes to aid memorisation.	

<p>8: Describing the weather</p>	<p>Learn how to describe the weather. Be able to give a simple weather forecast.</p>	<p>O5.4 Prepare a short presentation on a familiar topic. IU 5.3 Compare symbols, objects or products which represent their own culture with those of another country. KAL Manipulate language by changing an element in a sentence. LLS Plan and prepare – analyse what needs to be done to carry out a task.</p>	
<p>9: Hobbies</p>	<p>Learn words for hobbies. Revise weather vocabulary. Pronounce the phoneme 'qu' accurately.</p>	<p>O5.1 Prepare and practise a short conversation, reusing familiar vocabulary and structures in new contexts. L5.2 Make simple sentences. KAL Manipulate language by changing an element in a sentence. LLS Use actions and rhymes to aid memorisation.</p>	
<p>10: Revise hobbies. Pets</p>	<p>Revise words for hobbies. Revise words for animals and learn four new words for pets. Understand and describe what pets people have using 'avoir'.</p>	<p>O5.2 Understand and express simple opinions. L5.3 Write words, phrases and short sentences using a reference. KAL Apply knowledge of rules when building sentences. LLS Use context and previous knowledge to help understanding.</p>	
<p>11: Pets Fox and Crow story</p>	<p>Revise words for pets. Enjoy a traditional tale.</p>	<p>O5.3 Listen attentively and understand more complex phrases and sentences. L5.1 Read a variety of short texts. L5.2 Make simple sentences and short texts. KAL Appreciate that different languages use different writing conventions. IUC Compare products (stories) in their own culture with those of a different country.</p>	
<p>12: Poems</p>	<p>Learn how to work out which words in a poem rhyme. Learn how to pronounce the 'oi' phoneme correctly. Write their own diamond poem in French</p>	<p>L5.1 Re-read frequently a variety of short texts. L5.3 Write words, phrases and short sentences, using a reference (use a bilingual dictionary). KAL Recognise patterns in simple sentences. KAL Manipulate language by changing an element in a sentence. KAL Develop accuracy in pronunciation and intonation.</p>	
<p>Christmas:</p>	<p>Learn about the Epiphany tradition in France. Be able to understand and recite an authentic French song.</p>	<p>IU 5.1 Reflect on cultural issues using empathy and imagination to understand other people's experiences.</p>	

<p>the snowman</p>	<p>Enjoy a traditional French story and compare it to an English story.</p>	<p>IU 5.3 Compare symbols, objects or products which represent their own culture with those of another country learn about symbols and products from another. LLS Use context and previous knowledge to determine meaning</p>	
<p>13: Baby Elephant story. Verb être</p>	<p>Learn more parts of the verb 'être' including in the negative form. Enjoy a simple story. Develop dictionary skills when looking up verbs.</p>	<p>O4.4 Listen for sounds, rhyme and rhythm. L4.1 Read and understand a range of familiar written phrases. L5.1 Re-read frequently a variety of short texts. L5.3 Write words, phrases and short sentences, using a reference (use a bilingual dictionary). KAL Understand and use negatives. LLS Apply grammatical knowledge to build sentences. LLS Use a dictionary or a word list.</p>	
<p>14: Numbers 1-31, sums Months and dates revision</p>	<p>Revise numbers 1-31 and terms for sums. Practise sums in French. Revise months and say and understand dates.</p>	<p>O5.1 Prepare and practise a simple conversation, reusing familiar vocabulary. O5.3 Listen attentively. L5.3 Write words, phrases and short sentences, using a reference. KAL Manipulate language by changing an element in a sentence. LLS Practise new language with a friend.</p>	
<p>15: Revise 1-31, practise sums</p>	<p>Revise numbers 1-31 and terms for sums. Learn numbers 32-60 Practise sums in French.</p>	<p>O5.1 Focus on correct pronunciation. O5.3 Listen attentively. L5.3 Write words, phrases and short sentences, using a reference. KAL Develop accuracy in pronunciation and intonation. KAL Recognise patterns in simple sentences. LLS Practise new language with a friend.</p>	
<p>16: Schools subjects and French schools</p>	<p>Learn words for school subjects. Learn how to pronounce words starting with 'h'. Learn about French primary school timetables.</p>	<p>O5.1 Focus on correct pronunciation. O5.2 Understand and express simple opinions. O5.3 Listen attentively. KAL Develop accuracy in pronunciation and intonation. IUC 5.1 Look at further aspects of their everyday lives from the perspective of someone from another country.</p>	

17: Schools subjects, preferences	Describe preferences of school subjects and reasons why. Learn about a real primary school in France.	O5.1 Focus on correct pronunciation. O5.2 Understand and express simple opinions. O5.3 Listen attentively. KAL Develop accuracy in pronunciation and intonation. KAL Recognise patterns in simple sentences. IUC 5.1 Look at further aspects of their everyday lives from the perspective of someone from another country.	
18: Tortoise birthday story, verb 'aller'	Listen to and memorise a story. Learn the different parts of the irregular verb 'aller'.	5.3 Listen attentively and understand more complex phrases and sentences 5.1 Re-read frequently a variety of short texts. KAL Recognise patterns in simple sentences. LLS Apply grammatical knowledge to make sentences. LLS Look and listen for visual and aural clues.	
19: Revise 'aller' Transport	Make sentences using single word cards. Make texts using phrase cards. Revise the different parts of the irregular verb 'aller'. Use a dictionary to find out the meaning of some words for transport in French.	L5.2 Make simple sentences and short texts: • make a sentence using single word cards • make a short text using word and phrase cards. L5.3 Write words, phrases and short sentences, using a reference. KAL Apply knowledge of rules when building sentences. LLS Use a dictionary or a word list.	
20: Transport types	Revise and learn more words for transport in French. Be able to say which form of transport you and others use. Use different parts of the irregular verb aller.	O5.3 Listen attentively. L5.3 Write words, phrases and short sentences, using a reference. KAL Apply knowledge of rules when building sentences.	
21: Classroom items	Learn words for items in a classroom. Prepare a presentation about your school.	O5.4 Prepare a short presentation on a familiar topic. L5.3 Write words, phrases and short sentences, using a reference. LLS Use actions and rhymes to aid memorisation.	

		LLS Use context and previous knowledge to help understanding.	
Easter: Mardi Gras	Learn about the Mardi Gras carnival in France. Learn about how Easter and the events leading up to it are celebrated in France. Compare the way Easter is celebrated in the UK and France.	IU 5.1 Look at further aspects of their everyday lives from the perspective of someone from another country • reflect on cultural issues using empathy and imagination to understand other people's experiences. IU 5.3 Compare symbols, objects or products which represent their own culture with those of another country	
22: Possessive adjectives	Revise possessive adjectives and learn some new possessive adjectives. Give a presentation about your school.	O5.4 Prepare a short presentation on a familiar topic. L5.3 Write words, phrases and short sentences, using a reference. LLS Use actions and rhymes to aid memorisation. LLS Use context and previous knowledge to help understanding.	 
23: Prepositions	Revise words for items in the classroom. Learn words for prepositions to be able to where something is located.	L5.2 Make simple sentences and short texts. KAL Recognise patterns in simple sentences. LLS Apply grammatical knowledge to make sentences.	 
24: Revise prepositions	Revise words for prepositions to be able to where something is located. Pronounce the phoneme 'ai' accurately.	O5.3 Listen attentively and understand more complex phrases and sentences. KAL Recognise patterns in simple sentences. LLS Apply grammatical knowledge to make sentences. KAL develop accuracy in pronunciation and intonation.	 

<p>25: Pronunciation</p>	<p>Know which letters are silent at the end of words. Understand the liaison rule where letters which are usually silent are pronounced before a vowel.</p>	<p>KAL Recognise patterns in simple sentences. KAL develop accuracy in pronunciation and intonation. LLS Look and listen for visual and aural clues.</p>	
<p>26: Revision of 'aller' . Simple future</p>	<p>Revise parts of the irregular verb <i>aller</i>. Learn how to form the simple future tense.</p>	<p>O5.3 Listen attentively and understand more complex phrases and sentences. L5.2 Make simple sentences and short texts KAL Recognise patterns in simple sentences. LLS Apply grammatical knowledge to make sentences. KAL Develop accuracy in pronunciation and intonation.</p>	
<p>27: Revise 'simple future' Speaking practice</p>	<p>Revise how to form the simple future tense. Practise questions for the forthcoming speaking assessment.</p>	<p>L5.1 Prepare and practise a simple conversation. L5.2 Make simple sentences and short texts. KAL Recognise patterns in simple sentences. LLS Apply grammatical knowledge to make sentences. KAL Develop accuracy in pronunciation and intonation.</p>	
<p>28: Revision</p>	<p>Revise language learnt during Y5 and previously.</p>	<p>O5.1 Prepare and practise a simple conversation. O5.2 Understand and express simple opinions. O5.3 Listen attentively and understand more complex phrases and sentences L5.1 Re-read frequently a variety of short texts. L5.2 Make simple sentences and short texts. L5.3 Write words, sentences and short phrases. KAL Recognise patterns in simple sentences. LLS Plan and prepare – analyse what needs to be done to carry out a task LLS Apply grammatical knowledge to make sentences. KAL Develop accuracy in pronunciation and intonation. KAL Understand and use negatives.</p>	
<p>29: Assessments</p>	<p>Complete an assessment in the different language skills.</p>	<p>O5.1 Prepare and practise a conversation. O5.2 Understand and express simple opinions. O5.3 Listen attentively and understand more complex phrases and sentences L5.1 Read a variety of short texts. L5.3 Write words, phrases and short sentences. KAL Apply knowledge of rules when building</p>	

		<p>sentences. KAL Develop accuracy in pronunciation and intonation. LLS Look and listen for visual and aural clues.</p>	
<p>30: West Africa project</p>	<p>Learn about where French is spoken in Africa. Learn about countries in west Africa Revise parts of the verb être. Revise opinions, colours and clothes.</p>	<p>O5.2 Understand and express simple opinions KAL Manipulate language by changing an element in a sentence. LLS Practise new language with a friend. IU5.3 Learn about symbols and products from another country</p>	